

National Park Service  
U.S. Department of the Interior

Outer Banks Group  
Cape Hatteras NS / Fort Raleigh NHS / Wright Brothers NMem



# American Oystercatcher Monitoring on Cape Hatteras National Seashore



Doug McGee, Lead Avian Biological Technician

AMOY Working Group Presentation  
Nov. 9, 2009

EXPERIENCE YOUR AMERICA

# CAHA 2009 AMOY Productivity

Districts	# Pairs	# Broods	# Chicks	Ave Brood Size (chicks/brood)	Chicks Fledged		Broods w/ Fledged Chicks		Fledge Rate (chicks/pair)
					#	%	#	%	%
Bodie-Hatteras	8	6	10	1.67	3	30%	3	50%	0.38
Green Island	2	1	3	3.00	3	100%	1	100%	1.50
Hatteras	9	6	13	2.17	7	54%	4	67%	0.78
Ocracoke	4	2	5	2.50	0	0%	0	0%	0.00
Total	23	15	31	2.07	13	42%	8	53%	0.57

# Five-year Comparison

Year	Nests	Lost to Overwash	Lost to Predation	Abandoned	Hatched
2009	31	0.06	0.42	0.13	0.39
2008	32	0.11	0.34	0.11	0.44
2007	35	0.16	0.26	0.10	0.42
2006	30	0.07	0.27	0.03	0.63
2005	41	0.12	0.34	0.29	0.46
				Four-year Avg Difference	0.49 -0.10

## Chicks

Year	Hatched	*Other	Lost to Predation	Fledged
2009	31	0.00	0.58	0.42
2008	25	0.10	0.22	0.68
2007	30	0.10	0.50	0.40
2006	38	0.10	0.66	0.24
2005	38	0.10	0.61	0.29
		*Siblicide, exposure	Four-year Avg Difference	0.40 +0.12

# Obstacles to Increased Productivity

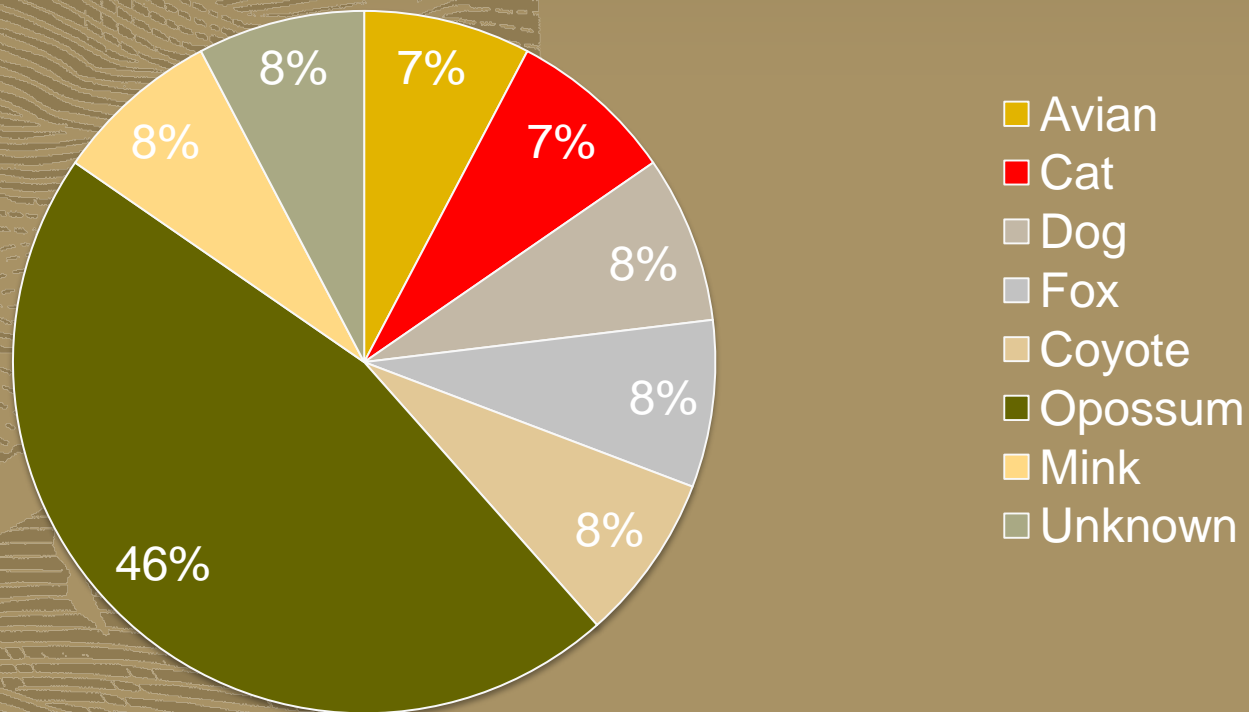
Cats :



EXPERIENCE YOUR AMERICA

# Nest Predation by Predator Species

13 of 31 Nests Lost\*

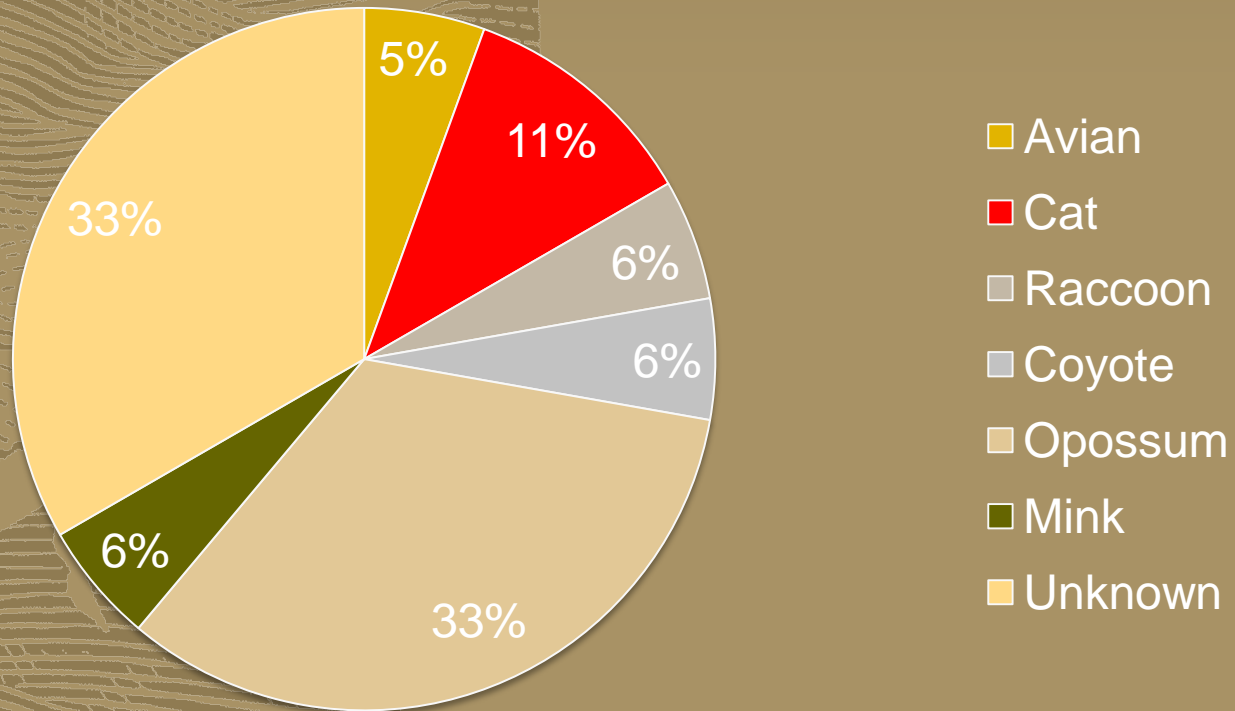


\*Also includes predators responsible for clutch reductions in remaining nests

EXPERIENCE YOUR AMERICA

# Chick Predation by Predator Species

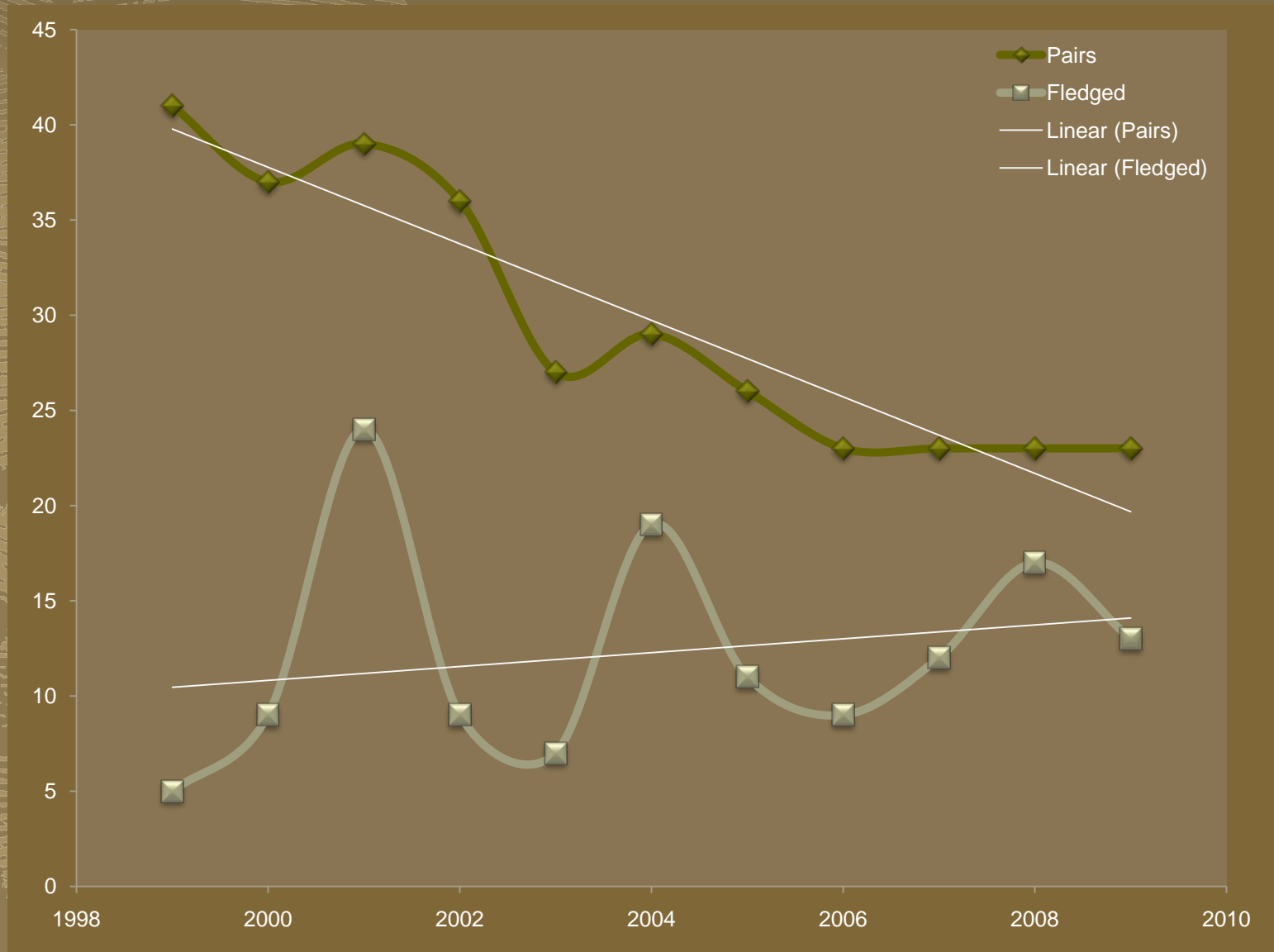
18 of 31 Chicks Lost



# Predator Control Results 2002-2008

Year	Red Fox	Gray Fox	Raccoon	Opossum	Feral Cat	Otter	Mink
2002-2006	58	27	109	33	18	2	0
2007	18	6	135	85	57	2	1
2008	6	5	150	89	92	7	33
Totals	82	38	394	207	167	11	34

# 11 Year Pair, Fledgling Totals



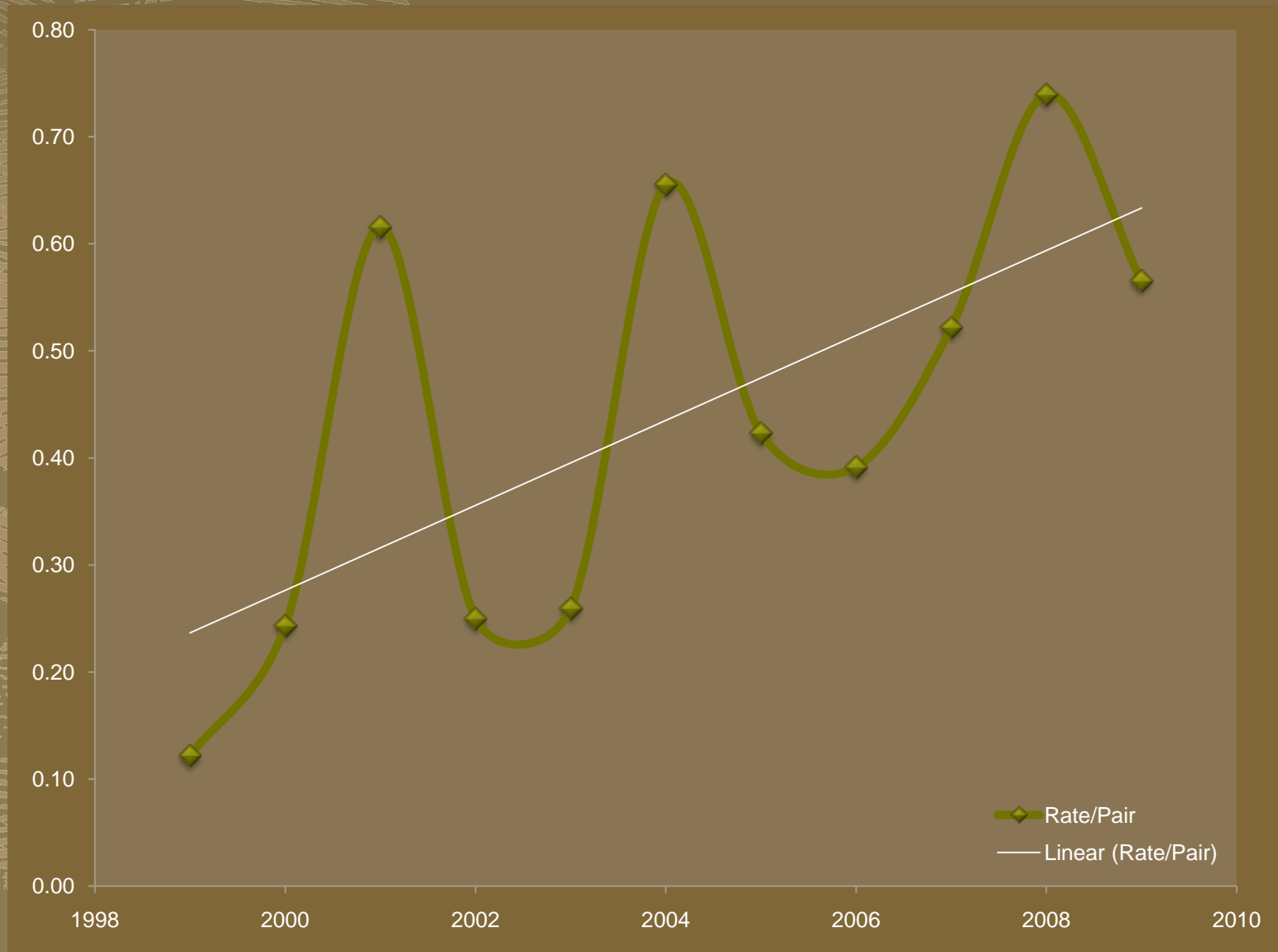
# CAHA Breeding Pair Dynamics

- Even though there have been 23 pairs since 2006, the pair compositions have not remained static. (Gr) 12 has had 3 mates in as many years, after the previous two were depredated or did not return.
- Since 2007 at least 7 breeding birds have shown up and then disappeared [e.g. (Gr) 23 lost to owl], or have failed to show up at all.
- In 2009 three pair with breeding histories arrived, but did not nest. (Sound-side?) All the birds were re-sighted later in the year.

## Continued

- In 2009, two birds on active nests were lost to predation. An unbanded bird on Bodie Spit was lost to a peregrine falcon and (Gr) 88, at Hatteras Inlet, was lost to unknown causes. The later bird's mate, (Gr) 02 stayed at or near the nest and paired with an unbanded bird and a 4<sup>th</sup> egg was laid in the nest, 22 days after the third egg was laid. None of the prior three eggs hatched "on time" and all four were lost to mink predation by day 44. The former bird's mate, also unbanded, abandoned the nest.

# 11 Year Fledged/Pair Rate



# Questions?

Doug McGee

Lead Avian Biological Technician

[Doug\\_McGee@NPS.gov](mailto:Doug_McGee@NPS.gov)

Office: (252) 995-4255

Cell: (252) 475-8315



National Park Service  
U.S. Department of the Interior

EXPERIENCE YOUR AMERICA